


YOUR GUIDE TO ANCHORING SOLUTIONS

Browse Simpson Strong-Tie products and learn what's right for your next job.



TITEN HD

HEAVY-DUTY SCREW ANCHOR



A high-strength screw anchor for use in cracked and uncracked concrete, as well as uncracked masonry. Offers low installation torque and outstanding performance designed for a wide variety of applications such as sill plates, ledgers, post bases, seating, and other holdown applications. The screw anchor is easy to remove when used in temporary applications such as bracing and formwork, or when a fixture needs to be relocated.




TITEN TURBO

CONCRETE AND MASONRY SCREW ANCHOR



The Titen Turbo screw anchors feature a serrated leading edge to cut into concrete or masonry, and a pointed tip for fast, easy installation in wood-to-concrete and wood-to-wood anchoring applications. Features an innovative Torque Reduction Channel to trap drilling dust where it can't obstruct thread action, reducing binding, stripping, and snapping without compromising strength. The design enables smooth driving with less torque while providing superior holding power.





STRONG-BOLT 2

WEDGE ANCHOR



Code listed for cracked and uncracked concrete, and masonry applications, the Strong-Bolt 2 wedge-type expansion anchor is an optimal choice for high-performance even in seismic and high-wind conditions. Dual undercutting embossments on each clip segment enable secondary expansion should a crack form and intersect the anchor location; this feature significantly increases the ability of Strong-Bolt 2 to carry load if the hole expands.



Simpson Strong-Tie is the world leader in structural solutions — products and technology that help people design and build safer, stronger homes, buildings, and communities. Their structural systems research and rigorous testing enable us to design code-listed, value-engineered solutions for a multitude of applications in wood, steel, and concrete structures.

SLEEVE-ALL

SLEEVE ANCHOR



Sleeve-All expanding anchors are pre-assembled, expanding sleeve anchors for use in all types of solid base materials. This anchor is available in acorn, hex, rod coupler or flat head style for a wide range of applications.



DROP-IN

INTERNALLY THREADED ANCHOR



Simpson Strong-Tie introduces a redesigned Drop-In anchor (DIAB) that provides easier installation into base materials. Improved geometry in the preassembled expansion plug improves setting capability so the anchor installs with 40% fewer hammer strikes than previous versions. These displacement-controlled expansion anchors are easily set by driving the plug toward the bottom of the anchor using either the hand- or power-setting tools.



MASONRY DRILL BITS

CARBIDE DRILL BITS




Simpson's carbide-tipped drill bits are designed to meet precise tolerance requirements and incorporate proprietary features that enhance durability and drilling speed, while improving ease of use. These products are made from the highest-performing material on the market and are ideal for drilling through concrete, brick and masonry. They offer regular and quad-head bit tips and solid-tipped configurations as well as a variety of shank styles including SDS-plus, SDS-max, and straight.

SURE WALL

DRYWALL ANCHOR



The Sure Wall anchor is a self-drilling drywall anchor that provides greater holding capacity than screws alone. The anchor is designed for manual installation with a sharp tip that allows easy penetration into drywall. With threading similar to a screw, the Sure Wall anchor grips the drywall as it twists into place, creating a secure fastening solution.



SET-XP & CRACK-PAC

ANCHOR ADHESIVE & CRACK REPAIR



Versatile epoxy adhesives for concrete and brick are ideal for anchoring threaded rod, rebar and smooth dowels in an assortment of base materials. And our acrylic formulations deliver consistent performance for high-strength anchor grouting in a wide range of weather conditions — curing fast even in water-saturated concrete. Crack-Pac injection epoxy is designed to repair cracks in concrete ranging from 1/64" to 1/4" wide in concrete walls, floors, slabs, columns and beams.



DIRECT FASTENING

GAS/POWDER ACTUATED TOOLS



Simpson Strong-Tie offers a full range of gas- and powder-actuated tools and fasteners designed to maximize jobsite productivity and operator comfort in most applications. From single-shot to fully automatic options, Simpson's tools efficiently drive secure fasteners into concrete and steel.



ACCESSORIES

CHISELS & CUTTERS



Simpson provides accessories with the same resistance to wear, including scalers, chisels, asphalt cutters, scrapers, rod drivers, and shanks for rebar cutters.



scfastening.com

8531 S. Freeway Dr. Macedonia, OH 44056

330-468-3300

info@scfastening.com

